

eAWB Data Capture (2026)

Fulfillment Digitization, FRA F/HG-DD
June 2026



Lufthansa Cargo

eAWB Data Capture (2026)

Introduction of eAWB Data Capture

Access

Functionality

Features

Technical Support

eAWB



eAWB Data Capture (2026)

Revamped eService for more efficiency



eAWB Data Capture[®]

AWB Mode

Airwaybill number

020-



New/List


Features

- Structured MAWB-/HAWB-data capture fully aligned with IATA standards, including eAWB compliance
- Modification and Update of already transmitted data
- Comprehensive Real-time Data Validation **New**
- Relevant booking data available in a single view **New**
- Optimized layout with a refreshed workflow **New**
- Proven functionalities built on a modern and state-of-the-art platform **New**
- Personal Address Book for frequent contacts
- Template function with optimized “Search function”
- Multiple print formats and options

Access

eAWB Data Capture (2026)

How to access eAWB Data Capture as a registered user?



- Open [Lufthansa Cargo website](#)



- Login as registered user



- Select “Book&Track”



- Select “eAWB Data Capture” option within “More services”



Functionality



eAWB Data Capture (2026)

1 Status: New Shipment

1 Shipment

2 Participant

3 Rating

4 Security & Screening Info

5 Additional Info

6 Summary

1 Tab "Shipment"

- Shipment Details
- Individual Pieces
- Individual ULDs/other storage units
- AWB Execution related details

2 Tab "Participant"

- Issuing Agent details
- Business partner information

3 Tab "Rating"

- Freight charge and charge declarations
- Other charges
- Charge Totals
- Accounting information

4 Tab "Security & Screening Info"

- Regulated Agent Details
- Screening Details

5 Tab "Additional Info"

- Other customs, security and regulatory control information
- Handling information

6 Tab "Summary"

- Overview on Details:
Routing, Shipment, Agent Details, Shipper, Consignee, Notify, Routing & Charges, Security & Screening Information, Additional Information, HAWB Overview

eAWB Data Capture (2026)

Navigation between content tabs and Data Validation


NAVIGATION

Flexible navigation between the content tabs is possible by simply clicking on the desired tab

The screenshot displays the 'Status: New Shipment' interface. At the top, there is a progress bar with six numbered tabs: 1 Shipment, 2 Participant, 3 Rating, 4 Security & Screening Info, 5 Additional Info, and 6 Summary. The 'Shipment' tab is currently active. Below the tabs, the 'Shipment Details' section is visible, containing several input fields: Product code, Commodity, Handling codes, and #Flight Options (with radio buttons for EAW, EAP, and P2e). Below these are Origin, Destination, and Customs Status fields. A large grey arrow points from the text above to the 'Next' button in the screenshot.

DATA VALIDATION

- **Data validation** for each content tab is triggered by clicking “NEXT” button at bottom right after completing data capture for that content tab



- To complete eAWB Data Capture process validation of all content tabs must be completed successfully

eAWB Data Capture (2026)

Real-time validations for high data quality and smooth goods acceptance

1 Data field-Level

Freight charge and charge declarations

Payment type
PREPAID

Rate class code
Please enter missing information.

2 Tab-Level

Lufthansa Cargo

eAWB Data Capture

Save

3 Over all Tabs



Status: Shipment handed over and accepted by LH Cargo

✓ Shipment

✓ Participant

✓ Rating

✓ Security & Screening Info

✓ Additional Info

✓ Summary

Data transmission to Lufthansa Cargo is only possible if all content tabs are successfully validated ✓

eAWB Data Capture (2026)

Quick overview of data validation status through a simple color scheme

Color Scheme

Shipment Participant Rating Security & Screening Info Additional Info Summary

Shipment Participant Rating Security & Screening Info Additional Info Summary

Shipment Participant Rating Security & Screening Info Additional Info Summary

Shipment Participant Rating Security & Screening Info Additional Info Summary



Explanation

LIGHT GREY...

... indicates that no booking data is available and no data has been captured

YELLOW ...

... indicates currently active tab with data validation pending.

RED

... indicates tab-related validation is completed with error

DARK GREY with number...

... indicates data available, but not yet validated

DARK GREY with checkmark...

... indicates data validation is completed successfully for the respective tab



Features



eAWB Data Capture (2026)

Comfort features related to booking data

Proven transfer function: Booking to eAWB Data Capture

- Automatic transfer of shipment data from the booking
- If booking data is available, it will be displayed in the corresponding fields on AWB- and HAWB level



Booking



eAWB Data Capture

All Booking info clearly in one place

New



View booking info

- Available booking data can be conveniently displayed separately and at a glance in eAWB Data Capture
- eAWB Data Capture creates transparency regarding possible discrepancies between “booking” and “shipment data” from the start to the completion of data capture and validation with “SAVE”



eAWB Data Capture (2026)

Data Capture, -Modify and -Update of MAWB- and HAWB-data

AWB Mode

eAWB Data Capture[®]

AWB Mode

Airwaybill number

020-

- eAWB Data Capture starts by default in “AWB Mode”

HAWB Mode

eAWB Data Capture[®]

HAWB mode

Airwaybill number

020-1234567

HAWB: ·XXXXXXXX

- As soon as an AWB is entered an additional option to “add” or “select” a HAWB number is displayed
- Data Capture of HAWB data is done in the same way as MAWB-data in a structured process via Content tabs

When switching between AWB- and HAWB- mode,
any unsaved data will be lost, i.e. if “SAVE” button has not been pressed.

Save



eAWB Data Capture (2026)

AWB-Mode

Quick and easy data capture

- Prepopulated booking data
- Prepopulated user profile data
- Template function
- Address book

The screenshot shows the Lufthansa Cargo eAWB Data Capture (2026) interface in AWB Mode. The top navigation bar includes the Lufthansa Cargo logo and links for Book & Track, Info-Hub, Cargo inside, and language options (EN). The main content area is titled "eAWB Data Capture" and "AWB Mode". It features a form for "Always/bill number" with the value "020-1234567" and a "New/List" button. Below this is a "Load Template" button and a "View booking info" button. The interface is divided into sections: "Status: New Shipment", "Shipment", "Participant", "Rating", "Security & Screening Info", "Additional Info", and "Summary". The "Shipment" section is active and contains "Shipment Details", "Individual Pieces", and "Individual ULDs/Other storage units". The "AWB Execution" section shows "Issued by" as JOHN DOE, "Issued on" as 29 MAY 26 08:28, and "Issued at" as FRANKFURT INTERNATIONAL AIRPORT (FR). At the bottom, there are "Clear", "Save as template", and "Next" buttons.

eAWB Data Capture (2026)

HAWB-Mode

Capture and Add HAWB Data

- HAWB Data Capture analogue to AWB Mode
- Prepopulated user profile data
- Template function
- Address book

The screenshot shows a user interface for capturing HAWB data. At the top, there is a button labeled "HAWB: Select a HAWB number" with an "Add +" icon to its right. Below this, a modal window titled "Add HAWB" is open. It contains a text input field labeled "New HAWB number" and two buttons at the bottom: "Cancel" and "Add".

Manage HAWBs

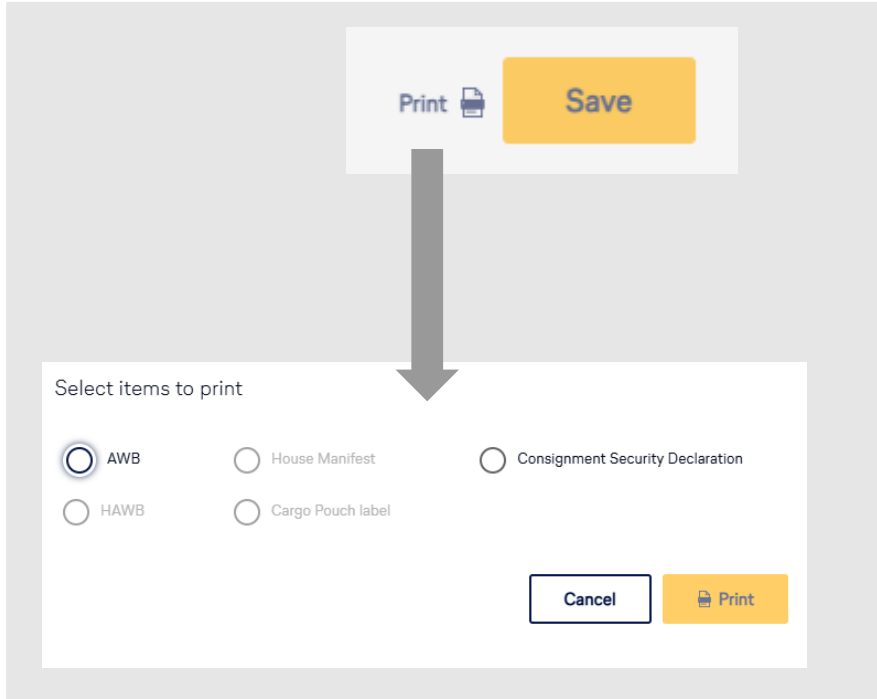
New

- Overview of all HAWBs
- Delete option for single HAWBs

The screenshot shows the "Manage HAWBs" interface. At the top, there is a "Manage" button with a gear icon. Below it, a modal window titled "Manage HAWBs" is open. The modal has a close button (x) in the top right corner. It displays "Selected: 0" and a "Delete" button. Below this, there is a list of HAWBs. The first item is "HAWB Number" with an unchecked checkbox. The second item is "XXXXX123456" with an unchecked checkbox and a trash icon to its right.

eAWB Data Capture (2026)

Print options for your own records



In Tab “Summary” following print options are available:

- AWB
- House Manifest
- Consignment Security Declaration
- HAWB
- Cargo Pouch Label

Please support paperless processes

- For an eAWB shipment no paper AWB copy is needed
- For “General Cargo” shipments please use “EAW” and don’t bring any additional paper wherever applicable

eAWB Data Capture (2026)

Individual Templates – fast Data Capture for recurring shipment types

SAVE an individual template

- Enter shipment details once and save with „save as template“ button



- An individual template saves the contents of all tab entries captured up to that point
- Assign an individual template name of your choice

LOAD an individual template

- Load individual templates as needed using „load template button“



eAWB Data Capture (2026)

Personal Address book for recurring Business Partner Information

The screenshot shows the Lufthansa Cargo eAWB Data Capture interface. The top navigation bar includes the Lufthansa Cargo logo and links for 'Book & Track', 'Info-Hub', 'Cargo Inside', and language settings. The main content area is divided into tabs: 'Shipment', 'Participant', 'Rating', 'Security & Screening Info', 'Additional Info', and 'Summary'. The 'Participant' tab is active and highlighted with a yellow box. Below the tabs, there is an 'Agent Details' section with fields for 'Customer (CDB) number', 'Account (LAW/LSV)', 'IATA code', 'CASS code', 'Company name', and 'Place'. Below this is the 'Business partner information' section, also highlighted with a yellow box. It contains a table with columns for 'Shipper', 'Consignee', and 'Notify'. Below the table are search and input fields for 'Search shipper', 'Customer (CDB) number', 'Account (LAW/LSV)', 'Shipper name', 'Address', 'City', 'State', 'Zip Code', and 'Country Code'. At the bottom, there is a 'Contact details' section with fields for 'Phone' and 'Email'.

- Available for “Shipper”, “Consignee” and “Notify” address data
- Create new data entry in the personal address book by entering all relevant information and saving the data by clicking [Add to my addresses](#) button
- Search function for already existing address data or to create a new entry



Technical Support



Technical support



In case of any technical questions, please contact our support team

- Phone: +49 (0) 1802 / 737 737
- Mail: echannelsupport@dlh.de
- Opening hours: Monday - Friday: 08:00 - 20:00 CET
- 0.06 €/call form the German landline; costs for calls from mobile networks max. 0.60 €/call

Source: Pixabay



eAWB

eAWB (Electronic Air Waybill)

IATA Multilateral eAWB Agreement (IATA Resolution 672)



- The eAWB is the digital version of the traditional paper air waybill, enabling fully electronic processing of air cargo shipments
- Global standard for the air cargo industry
- Benefits include increased efficiency, reduced errors, and faster, more transparent shipment processes
- Participation requires acceptance of the IATA Multilateral eAWB Agreement (MLA), which is simple, online and free of charge
- Please register directly with IATA if needed:

[IATA Multilateral eAWB Agreement](#)

Thank you for using eAWB Data Capture

Fulfillment Digitization, FRA F/HG-DD
June 2026



Lufthansa Cargo